

1/4" HEAVY WALL DIMENSIONS

Hex or square ID available as well as flange bearings and secondary machining. Most tooling available to make special sizes. ID's from 20" down to .125". All measurements in inches.

THE POLYLUBE® BEARING PART NUMBER SYSTEM

POLYLUBE IDENTIFICATION	INSIDE DIAMETER	SELECTED LINER	OUTSIDE DIAMETER	LENGTH
PWR	NOMINAL ID x 16	M= MRP / E = EWS G= GLASS TAPE	NOMINAL OD x 16	x16

BEARING PART NUMBER	NOMINAL ID	ID	OD	RECOMMENDED HOUSING BORE	PRESS FIT	RECOMMENDED PIN DIAMETER	RUNNING CLEARANCE	LENGTH TOLERANCE
PWR08M16	1/2	0.5058 0.5088	1.0025 1.0045	1.000 1.002	0.0005 0.0045	0.5000 0.4980	0.0013 0.0103	+/- 0.010
PWR10M18	5/8	0.6309 0.6339	1.1276 1.1296	1.125 1.127	0.0005 0.0046	0.6250 0.6230	0.0013 0.0104	+/- 0.010
PWR12M20	3/4	0.7560 0.7590	1.2526 1.2546	1.250 1.252	0.0006 0.0046	0.7500 0.7480	0.0014 0.0104	+/- 0.010
PWR14M22	7/8	0.8811 0.8841	1.3777 1.3797	1.375 1.377	0.0006 0.0047	0.8750 0.8730	0.0014 0.0105	+/- 0.010
PWR16M24	1	1.0062 1.0092	1.5027 1.5047	1.500 1.502	0.0007 0.0047	1.0000 0.9980	0.0015 0.0105	+/- 0.010
PWR18M26	1-1/8	1.1314 1.1344	1.6278 1.6298	1.625 1.627	0.0007 0.0048	1.1250 1.1230	0.0016 0.0107	+/- 0.010
PWR20M28	1-1/4	1.2564 1.2594	1.7528 1.7548	1.750 1.752	0.0008 0.0048	1.2500 1.2480	0.0016 0.0106	+/- 0.010
PWR22M30	1-3/8	1.3816 1.3856	1.8779 1.8799	1.875 1.877	0.0008 0.0049	1.3750 1.3730	0.0017 0.0117	+/- 0.010
PWR24M32	1-1/2	1.5067 1.5107	2.0029 2.0049	2.000 2.002	0.0009 0.0049	1.5000 1.4980	0.0018 0.0118	+/- 0.010
PWR26M34	1-5/8	1.6318 1.6358	2.1280 2.1300	2.125 2.127	0.0009 0.0050	1.6250 1.6230	0.0018 0.0118	+/- 0.010
PWR28M36	1-3/4	1.7569 1.7609	2.2530 2.2550	2.250 2.252	0.0010 0.0050	1.7500 1.7480	0.0019 0.0119	+/- 0.010
PWR30M38	1-7/8	1.8820 1.8860	2.3781 2.3801	2.375 2.377	0.0011 0.0051	1.8750 1.8730	0.0019 0.0119	+/- 0.010
PWR32M40	2	2.0071 2.0111	2.5031 2.5051	2.500 2.502	0.0011 0.0051	2.0000 1.9980	0.0020 0.0120	+/- 0.010
PWR34M42	2-1/8	2.1333 2.1373	2.6292 2.6312	2.625 2.628	0.0012 0.0062	2.1250 2.1230	0.0021 0.0132	+/- 0.010
PWR36M44	2-1/4	2.2583 2.2623	2.7542 2.7562	2.750 2.753	0.0012 0.0062	2.2500 2.2480	0.0021 0.0131	+/- 0.010
PWR38M46	2-3/8	2.3835 2.3875	2.8793 2.8813	2.875 2.878	0.0013 0.0063	2.3750 2.3730	0.0022 0.0132	+/- 0.010
PWR40M48	2-1/2	2.5086 2.5126	3.0043 3.0063	3.000 3.003	0.0013 0.0063	2.5000 2.4980	0.0023 0.0133	+/- 0.010
PWR44M52	2-3/4	2.7588 2.7628	3.2544 3.2564	3.250 3.253	0.0014 0.0064	2.7500 2.7470	0.0024 0.0144	+/- 0.010
PWR48M56	3	3.0090 3.0130	3.5045 3.5065	3.500 3.503	0.0015 0.0065	3.0000 2.9970	0.0025 0.0145	+/- 0.010
PWR52M60	3-1/4	3.2592 3.2632	3.7546 3.7566	3.750 3.753	0.0016 0.0066	3.2500 3.2470	0.0026 0.0146	+/- 0.010
PWR56M64	3-1/2	3.5095 3.5135	4.0047 4.0067	4.000 4.003	0.0017 0.0067	3.5000 3.4970	0.0028 0.0148	+/- 0.010
PWR60M68	3-3/4	3.7597 3.7637	4.2548 4.2568	4.250 4.253	0.0018 0.0068	3.7500 3.7470	0.0029 0.0149	+/- 0.010
PWR64M72	4	4.0099 4.0139	4.5049 4.5069	4.500 4.503	0.0019 0.0069	4.0000 3.9970	0.0030 0.0150	+/- 0.010
PWR68M76	4-1/4	4.2601 4.2641	4.7550 4.7570	4.750 4.753	0.0020 0.0070	4.2500 4.2470	0.0031 0.0151	+/- 0.010
PWR72M80	4-1/2	4.5104 4.5144	5.0051 5.0071	5.000 5.003	0.0021 0.0071	4.5000 4.4970	0.0033 0.0153	+/- 0.010
PWR76M84	4-3/4	4.7606 4.7646	5.2552 5.2572	5.250 5.253	0.0022 0.0072	4.7500 4.7470	0.0034 0.0154	+/- 0.010
PWR80M88	5	5.0108 5.0148	5.5053 5.5073	5.500 5.503	0.0023 0.0073	5.0000 4.9970	0.0035 0.0155	+/- 0.010

1/4" HEAVY WALL DIMENSIONS

Hex or square ID available as well as flange bearings and secondary machining. Most tooling available to make special sizes. ID's from 20" down to .125". All measurements in inches.

THE POLYLUBE® BEARING PART NUMBER SYSTEM

POLYLUBE IDENTIFICATION	INSIDE DIAMETER	SELECTED LINER	OUTSIDE DIAMETER	LENGTH
PWR	NOMINAL ID x 16	M= MRP / E = EWS G= GLASS TAPE	NOMINAL OD x 16	x16

BEARING PART NUMBER	NOMINAL ID	ID	OD	RECOMMENDED HOUSING BORE	PRESS FIT	RECOMMENDED PIN DIAMETER	RUNNING CLEARANCE	LENGTH TOLERANCE
PWR08M16	1/2	0.5058 0.5088	1.0025 1.0045	1.000 1.002	0.0005 0.0045	0.5000 0.4980	0.0013 0.0103	+/- 0.010
PWR10M18	5/8	0.6309 0.6339	1.1276 1.1296	1.125 1.127	0.0005 0.0046	0.6250 0.6230	0.0013 0.0104	+/- 0.010
PWR12M20	3/4	0.7560 0.7590	1.2526 1.2546	1.250 1.252	0.0006 0.0046	0.7500 0.7480	0.0014 0.0104	+/- 0.010
PWR14M22	7/8	0.8811 0.8841	1.3777 1.3797	1.375 1.377	0.0006 0.0047	0.8750 0.8730	0.0014 0.0105	+/- 0.010
PWR16M24	1	1.0062 1.0092	1.5027 1.5047	1.500 1.502	0.0007 0.0047	1.0000 0.9980	0.0015 0.0105	+/- 0.010
PWR18M26	1-1/8	1.1314 1.1344	1.6278 1.6298	1.625 1.627	0.0007 0.0048	1.1250 1.1230	0.0016 0.0107	+/- 0.010
PWR20M28	1-1/4	1.2564 1.2594	1.7528 1.7548	1.750 1.752	0.0008 0.0048	1.2500 1.2480	0.0016 0.0106	+/- 0.010
PWR22M30	1-3/8	1.3816 1.3856	1.8779 1.8799	1.875 1.877	0.0008 0.0049	1.3750 1.3730	0.0017 0.0117	+/- 0.010
PWR24M32	1-1/2	1.5067 1.5107	2.0029 2.0049	2.000 2.002	0.0009 0.0049	1.5000 1.4980	0.0018 0.0118	+/- 0.010
PWR26M34	1-5/8	1.6318 1.6358	2.1280 2.1300	2.125 2.127	0.0009 0.0050	1.6250 1.6230	0.0018 0.0118	+/- 0.010
PWR28M36	1-3/4	1.7569 1.7609	2.2530 2.2550	2.250 2.252	0.0010 0.0050	1.7500 1.7480	0.0019 0.0119	+/- 0.010
PWR30M38	1-7/8	1.8820 1.8860	2.3781 2.3801	2.375 2.377	0.0011 0.0051	1.8750 1.8730	0.0019 0.0119	+/- 0.010
PWR32M40	2	2.0071 2.0111	2.5031 2.5051	2.500 2.502	0.0011 0.0051	2.0000 1.9980	0.0020 0.0120	+/- 0.010
PWR34M42	2-1/8	2.1333 2.1373	2.6292 2.6312	2.625 2.628	0.0012 0.0062	2.1250 2.1230	0.0021 0.0132	+/- 0.010
PWR36M44	2-1/4	2.2583 2.2623	2.7542 2.7562	2.750 2.753	0.0012 0.0062	2.2500 2.2480	0.0021 0.0131	+/- 0.010
PWR38M46	2-3/8	2.3835 2.3875	2.8793 2.8813	2.875 2.878	0.0013 0.0063	2.3750 2.3730	0.0022 0.0132	+/- 0.010
PWR40M48	2-1/2	2.5086 2.5126	3.0043 3.0063	3.000 3.003	0.0013 0.0063	2.5000 2.4980	0.0023 0.0133	+/- 0.010
PWR44M52	2-3/4	2.7588 2.7628	3.2544 3.2564	3.250 3.253	0.0014 0.0064	2.7500 2.7470	0.0024 0.0144	+/- 0.010
PWR48M56	3	3.0090 3.0130	3.5045 3.5065	3.500 3.503	0.0015 0.0065	3.0000 2.9970	0.0025 0.0145	+/- 0.010
PWR52M60	3-1/4	3.2592 3.2632	3.7546 3.7566	3.750 3.753	0.0016 0.0066	3.2500 3.2470	0.0026 0.0146	+/- 0.010
PWR56M64	3-1/2	3.5095 3.5135	4.0047 4.0067	4.000 4.003	0.0017 0.0067	3.5000 3.4970	0.0028 0.0148	+/- 0.010
PWR60M68	3-3/4	3.7597 3.7637	4.2548 4.2568	4.250 4.253	0.0018 0.0068	3.7500 3.7470	0.0029 0.0149	+/- 0.010
PWR64M72	4	4.0099 4.0139	4.5049 4.5069	4.500 4.503	0.0019 0.0069	4.0000 3.9970	0.0030 0.0150	+/- 0.010
PWR68M76	4-1/4	4.2601 4.2641	4.7550 4.7570	4.750 4.753	0.0020 0.0070	4.2500 4.2470	0.0031 0.0151	+/- 0.010
PWR72M80	4-1/2	4.5104 4.5144	5.0051 5.0071	5.000 5.003	0.0021 0.0071	4.5000 4.4970	0.0033 0.0153	+/- 0.010
PWR76M84	4-3/4	4.7606 4.7646	5.2552 5.2572	5.250 5.253	0.0022 0.0072	4.7500 4.7470	0.0034 0.0154	+/- 0.010
PWR80M88	5	5.0108 5.0148	5.5053 5.5073	5.500 5.503	0.0023 0.0073	5.0000 4.9970	0.0035 0.0155	+/- 0.010

1/8" HEAVY WALL DIMENSIONS

Hex or square ID available as well as flange bearings and secondary machining. Most tooling available to make special sizes. ID's from 20" down to .125". All measurements in inches.

THE POLYLUBE® BEARING PART NUMBER SYSTEM

POLYLUBE IDENTIFICATION	INSIDE DIAMETER	SELECTED LINER	OUTSIDE DIAMETER	LENGTH
PWR	NOMINAL ID x 16	M= MRP / E = EWS G= GLASS TAPE	NOMINAL OD x 16	x16

BEARING PART NUMBER	NOMINAL ID	ID	OD	RECOMMENDED HOUSING BORE	PRESS FIT	RECOMMENDED PIN DIAMETER	RUNNING CLEARANCE	LENGTH TOLERANCE
PWR08M12	1/2	0.5058 0.5088	0.7525 0.7545	0.750 0.752	0.0005 0.0045	0.5000 0.4980	0.0013 0.0103	+/- 0.010
PWR10M14	5/8	0.6309 0.6339	0.8776 0.8796	0.875 0.877	0.0005 0.0046	0.6250 0.6230	0.0013 0.0104	+/- 0.010
PWR12M16	3/4	0.7560 0.7590	1.0026 1.0046	1.000 1.002	0.0006 0.0046	0.7500 0.7480	0.0014 0.0104	+/- 0.010
PWR14M18	7/8	0.8811 0.8841	1.1277 1.1297	1.125 1.127	0.0006 0.0047	0.8750 0.8730	0.0014 0.0105	+/- 0.010
PWR16M20	1	1.0062 1.0092	1.2527 1.2547	1.250 1.252	0.0007 0.0047	1.0000 0.9980	0.0015 0.0105	+/- 0.010
PWR18M22	1-1/8	1.1314 1.1344	1.3778 1.3798	1.375 1.377	0.0007 0.0048	1.1250 1.1230	0.0016 0.0107	+/- 0.010
PWR20M24	1-1/4	1.2564 1.2594	1.5028 1.5048	1.500 1.502	0.0008 0.0048	1.2500 1.2480	0.0016 0.0106	+/- 0.010
PWR22M26	1-3/8	1.3816 1.3856	1.6279 1.6299	1.625 1.627	0.0008 0.0049	1.3750 1.3730	0.0017 0.0117	+/- 0.010
PWR24M28	1-1/2	1.5067 1.5107	1.7529 1.7549	1.750 1.752	0.0009 0.0049	1.5000 1.4980	0.0018 0.0118	+/- 0.010
PWR26M30	1-5/8	1.6318 1.6358	1.8780 1.8800	1.875 1.877	0.0009 0.0050	1.6250 1.6230	0.0018 0.0118	+/- 0.010
PWR28M32	1-3/4	1.7569 1.7609	2.0030 2.0050	2.000 2.002	0.0010 0.0050	1.7500 1.7480	0.0019 0.0119	+/- 0.010
PWR30M34	1-7/8	1.8820 1.8860	2.1281 2.1301	2.125 2.127	0.0011 0.0051	1.8750 1.8730	0.0019 0.0119	+/- 0.010
PWR32M36	2	2.0071 2.0111	2.2531 2.2551	2.250 2.252	0.0011 0.0051	2.0000 1.9980	0.0020 0.0120	+/- 0.010
PWR34M38	2-1/8	2.1333 2.1373	2.3792 2.3812	2.375 2.378	0.0012 0.0062	2.1250 2.1230	0.0021 0.0132	+/- 0.010
PWR36M40	2-1/4	2.2583 2.2623	2.5042 2.5062	2.500 2.503	0.0012 0.0062	2.2500 2.2480	0.0021 0.0131	+/- 0.010
PWR38M42	2-3/8	2.3835 2.3875	2.6293 2.6313	2.625 2.628	0.0013 0.0063	2.3750 2.3730	0.0022 0.0132	+/- 0.010
PWR40M44	2-1/2	2.5086 2.5126	2.7543 2.7563	2.750 2.753	0.0013 0.0063	2.5000 2.4980	0.0023 0.0133	+/- 0.010
PWR44M48	2-3/4	2.7588 2.7628	3.0044 3.0064	3.000 3.003	0.0014 0.0064	2.7500 2.7470	0.0024 0.0144	+/- 0.010
PWR48M52	3	3.0090 3.0130	3.2545 3.2565	3.250 3.253	0.0015 0.0065	3.0000 2.9970	0.0025 0.0145	+/- 0.010
PWR52M56	3-1/4	3.2592 3.2632	3.5046 3.5066	3.500 3.503	0.0016 0.0066	3.2500 3.2470	0.0026 0.0146	+/- 0.010
PWR56M60	3-1/2	3.5095 3.5135	3.7547 3.7567	3.750 3.753	0.0017 0.0067	3.5000 3.4970	0.0028 0.0148	+/- 0.010
PWR60M64	3-3/4	3.7597 3.7637	4.0048 4.0068	4.000 4.003	0.0018 0.0068	3.7500 3.7470	0.0029 0.0149	+/- 0.010
PWR64M68	4	4.0099 4.0139	4.2549 4.2569	4.250 4.253	0.0019 0.0069	4.0000 3.9970	0.0030 0.0150	+/- 0.010
PWR68M72	4-1/4	4.2601 4.2641	4.5050 4.5070	4.500 4.503	0.0020 0.0070	4.2500 4.2470	0.0031 0.0151	+/- 0.010
PWR72M76	4-1/2	4.5104 4.5144	4.7551 4.7571	4.750 4.753	0.0021 0.0071	4.5000 4.4970	0.0033 0.0153	+/- 0.010
PWR76M80	4-3/4	4.7606 4.7646	5.0052 5.0072	5.000 5.003	0.0022 0.0072	4.7500 4.7470	0.0034 0.0154	+/- 0.010
PWR80M84	5	5.0108 5.0148	5.2553 5.2573	5.250 5.253	0.0023 0.0073	5.0000 4.9970	0.0035 0.0155	+/- 0.010

1/16" THIN WALL DIMENSIONS

Hex or square ID available as well as flange bearings and secondary machining. Most tooling available to make special sizes. ID's from 20" down to .125". All measurements in inches.

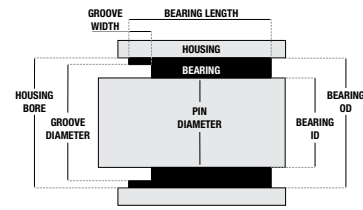
THE POLYLUBE® BEARING PART NUMBER SYSTEM

POLYLUBE IDENTIFICATION	INSIDE DIAMETER	SELECTED LINER	OUTSIDE DIAMETER	LENGTH
PWR	NOMINAL ID x 16	M= MRP / E = EWS G= GLASS TAPE	NOMINAL OD x 16	x16

BEARING PART NUMBER	NOMINAL ID	ID	OD	RECOMMENDED HOUSING BORE	PRESS FIT	RECOMMENDED PIN DIAMETER	RUNNING CLEARANCE	LENGTH TOLERANCE
PWR08M10	1/2	0.5058 0.5088	0.6275 0.6295	0.625 0.627	0.0005 0.0045	0.5000 0.4980	0.0013 0.0103	+/- 0.010
PWR10M12	5/8	0.6309 0.6339	0.7526 0.7546	0.750 0.752	0.0005 0.0046	0.6250 0.6230	0.0013 0.0104	+/- 0.010
PWR12M14	3/4	0.7560 0.7590	0.8776 0.8796	0.875 0.877	0.0006 0.0046	0.7500 0.7480	0.0014 0.0104	+/- 0.010
PWR14M16	7/8	0.8811 0.8841	1.0027 1.0047	1.000 1.002	0.0006 0.0047	0.8750 0.8730	0.0014 0.0105	+/- 0.010
PWR16M18	1	1.0062 1.0092	1.1277 1.1297	1.125 1.127	0.0007 0.0047	1.0000 0.9980	0.0015 0.0105	+/- 0.010
PWR18M20	1-1/8	1.1314 1.1344	1.2528 1.2548	1.250 1.252	0.0007 0.0048	1.1250 1.1230	0.0016 0.0107	+/- 0.010
PWR20M22	1-1/4	1.2564 1.2594	1.3778 1.3798	1.375 1.377	0.0008 0.0048	1.2500 1.2480	0.0016 0.0106	+/- 0.010
PWR22M24	1-3/8	1.3816 1.3856	1.5029 1.5049	1.500 1.502	0.0008 0.0049	1.3750 1.3730	0.0017 0.0117	+/- 0.010
PWR24M26	1-1/2	1.5067 1.5107	1.6279 1.6299	1.625 1.627	0.0009 0.0049	1.5000 1.4980	0.0018 0.0118	+/- 0.010
PWR26M28	1-5/8	1.6318 1.6358	1.7530 1.7550	1.750 1.752	0.0009 0.0050	1.6250 1.6230	0.0018 0.0118	+/- 0.010
PWR28M30	1-3/4	1.7569 1.7609	1.8780 1.8800	1.875 1.877	0.0010 0.0050	1.7500 1.7480	0.0019 0.0119	+/- 0.010
PWR30M32	1-7/8	1.8820 1.8860	2.0031 2.0051	2.000 2.002	0.0011 0.0051	1.8750 1.8730	0.0019 0.0119	+/- 0.010
PWR32M34	2	2.0071 2.0111	2.1281 2.1301	2.125 2.127	0.0011 0.0051	2.0000 1.9980	0.0020 0.0120	+/- 0.010

SINGLE SEAL

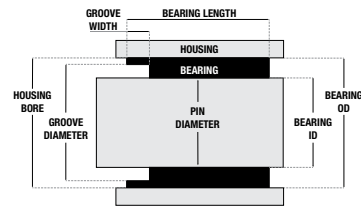
Example: 1PW-PWR16M26-12 (MRP Series Lined Bearing: 1.00" ID x 1.625" OD x 0.75" Long (with a polyurethane press-in wiper seal)



BEARING PART NUMBER	NOMINAL ID	ID	OD	BORE DIAMETER	PRESS FIT	PIN DIAMETER	RUNNING CLEARANCE	GROOVE DIAMETER	GROOVE WIDTH (+/-0.010)	MAXIMUM BEARING LENGTH - 1 SEAL (+/-0.010)
1PW-PWR08M18-XX	1/2	0.5058 0.5088	1.1276 1.1296	1.125 1.127	0.0006 0.0046	0.5000 0.4980	0.0012 0.0103	1.0010 1.0040	0.3125	0.5625
1PW-PWR10M20-XX	5/8	0.6309 0.6339	1.2526 1.2546	1.250 1.252	0.0006 0.0046	0.6250 0.6230	0.0013 0.0103	1.1260 1.1290	0.3125	0.7500
1PW-PWR12M22-XX	3/4	0.7560 0.7590	1.3777 1.3797	1.375 1.377	0.0007 0.0047	0.7500 0.7480	0.0013 0.0104	1.2510 1.2540	0.3750	0.8125
1PW-PWR14M24-XX	7/8	0.8811 0.8841	1.5027 1.5047	1.500 1.502	0.0007 0.0047	0.8750 0.8730	0.0014 0.0104	1.3760 1.3790	0.3750	0.9375
1PW-PWR16M26-XX	1	1.0062 1.0092	1.6278 1.6298	1.625 1.627	0.0008 0.0048	1.0000 0.9980	0.0014 0.0105	1.5010 1.5040	0.3750	1.0625
1PW-PWR18M28-XX	1 1/8	1.1314 1.1344	1.7528 1.7548	1.750 1.752	0.0008 0.0048	1.1250 1.1230	0.0016 0.0106	1.6260 1.6290	0.3750	1.1875
1PW-PWR20M30-XX	1 1/4	1.2564 1.2594	1.8779 1.8799	1.875 1.877	0.0009 0.0049	1.2500 1.2480	0.0015 0.0106	1.7510 1.7540	0.3750	1.3750
1PW-PWR22M32-XX	1 3/8	1.3816 1.3856	2.0029 2.0049	2.000 2.002	0.0009 0.0049	1.3750 1.3730	0.0017 0.0117	1.8760 1.8790	0.3750	1.5000
1PW-PWR24M34-XX	1 1/2	1.5067 1.5107	2.1280 2.1300	2.125 2.127	0.0010 0.0049	1.5000 1.4980	0.0018 0.0117	2.0010 2.0040	0.3750	1.6250
1PW-PWR26M36-XX	1 5/8	1.6318 1.6358	2.2530 2.2550	2.250 2.252	0.0010 0.0050	1.6250 1.6230	0.0018 0.0118	2.1260 2.1290	0.3750	1.8125
1PW-PWR28M38-XX	1 3/4	1.7569 1.7609	2.3781 2.3801	2.375 2.377	0.0011 0.0050	1.7500 1.7480	0.0019 0.0118	2.2510 2.2540	0.3750	2.0000
1PW-PWR30M40-XX	1 7/8	1.8820 1.8860	2.5031 2.5051	2.500 2.502	0.0011 0.0051	1.8750 1.8730	0.0019 0.0119	2.3760 2.3790	0.3750	2.0000
1PW-PWR32M42-XX	2	2.0071 2.0111	2.6292 2.6312	2.625 2.628	0.0011 0.0061	2.0000 1.9980	0.0010 0.0119	2.5010 2.5040	0.3750	2.1875
1PW-PWR34M44-XX	2 1/8	2.1333 2.1373	2.7542 2.7562	2.750 2.753	0.0012 0.0062	2.1250 2.1230	0.0021 0.0131	2.6260 2.6290	0.3750	2.1875
1PW-PWR36M46-XX	2 1/4	2.2583 2.2623	2.8793 2.8813	2.875 2.878	0.0013 0.0063	2.2500 2.2480	0.0021 0.0130	2.7510 2.7540	0.3750	2.3750
1PW-PWR38M48-XX	2 3/8	2.3835 2.3875	3.0043 3.0063	3.000 3.003	0.0013 0.0063	2.3750 2.3730	0.0022 0.0132	2.8760 2.8790	0.3750	2.5625
1PW-PWR40M50-XX	2 1/2	2.5086 2.5126	3.1294 3.1314	3.125 3.128	0.0014 0.0064	2.5000 2.4980	0.0022 0.0132	3.0010 3.0040	0.3750	2.7500
1PW-PWR44M54-XX	2 3/4	2.7588 2.7628	3.3795 3.3815	3.375 3.378	0.0015 0.0065	2.7500 2.7470	0.0023 0.0143	3.2510 3.2540	0.3750	3.1250
1PW-PWR48M58-XX	3	3.0090 3.0130	3.6296 3.6316	3.625 3.628	0.0016 0.0066	3.0000 2.9970	0.0024 0.0144	3.5010 3.5040	0.3750	3.5000
1PW-PWR52M62-XX	3 1/4	3.2592 3.2632	3.8797 3.8817	3.875 3.878	0.0017 0.0067	3.2500 3.2470	0.0025 0.0145	3.7510 3.7540	0.3750	3.9375
1PW-PWR56M66-XX	3 1/2	3.5095 3.5135	4.1298 4.1318	4.125 4.128	0.0018 0.0068	3.5000 3.4970	0.0027 0.0147	4.0010 4.0040	0.3750	3.9375
1PW-PWR60M74-XX	3 3/4	3.7597 3.7637	4.6299 4.6319	4.625 4.628	0.0019 0.0069	3.7500 3.7470	0.0029 0.0149	4.5001 4.5031	0.3750	4.3750
1PW-PWR64M76-XX	4	4.0099 4.0139	4.7550 4.7570	4.750 4.753	0.0019 0.0069	4.0000 3.9970	0.0030 0.0149	4.6260 4.6290	0.3750	4.6875
1PW-PWR68M80-XX	4 1/4	4.2601 4.2641	5.0051 5.0071	5.000 5.003	0.0021 0.0071	4.2500 4.2470	0.0031 0.0150	4.8760 4.8790	0.3750	5.1250
1PW-PWR72M84-XX	4 1/2	4.5104 4.5144	5.2552 5.2572	5.250 5.253	0.0022 0.0072	4.5000 4.4970	0.0032 0.0153	5.1260 5.1290	0.3750	5.5625
1PW-PWR76M88-XX	4 3/4	4.7606 4.7646	5.5053 5.5073	5.500 5.503	0.0023 0.0072	4.7500 4.7470	0.0034 0.0153	5.3760 5.3790	0.3750	6.0000
1PW-PWR80M92-XX	5	5.0108 5.0148	5.7554 5.7574	5.750 5.753	0.0023 0.0073	5.0000 4.9970	0.0034 0.0155	5.6260 5.6290	0.3750	6.5000

SINGLE SEAL

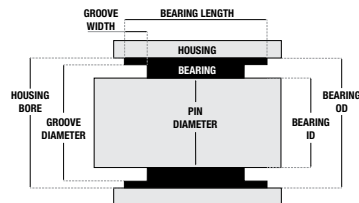
Example: 1PW-PWR32M44-40 (MRP Series Lined Bearing: 2.00" ID x 2.75" OD x 2.5" Long (with a polyurethane press-in wiper seal))



BEARING PART NUMBER	NOMINAL ID	ID	OD	BORE DIAMETER	PRESS FIT	PIN DIAMETER	RUNNING CLEARANCE	GROOVE DIAMETER	GROOVE WIDTH (+/-0.010)	MAXIMUM BEARING LENGTH - 1 SEAL (+/-0.010)
1PW-PWR08M20-XX	1/2	0.5058 0.5088	1.2526 1.2546	1.250 1.252	0.0006 0.0046	0.5000 0.4980	0.0012 0.0102	1.0010 1.0040	0.3125	1.0000
1PW-PWR10M22-XX	5/8	0.6309 0.6339	1.3777 1.3797	1.375 1.377	0.0007 0.0047	0.6250 0.6230	0.0012 0.0103	1.1260 1.1290	0.3125	1.1875
1PW-PWR12M24-XX	3/4	0.7560 0.7590	1.5027 1.5047	1.500 1.502	0.0007 0.0047	0.7500 0.7480	0.0013 0.0103	1.2510 1.2540	0.3750	1.4375
1PW-PWR14M26-XX	7/8	0.8811 0.8841	1.6278 1.6298	1.625 1.627	0.0008 0.0048	0.8750 0.8730	0.0013 0.0104	1.3760 1.3790	0.3750	1.6250
1PW-PWR16M28-XX	1	1.0062 1.0092	1.7528 1.7548	1.750 1.752	0.0008 0.0048	1.0000 0.9980	0.0014 0.0104	1.5010 1.5040	0.3750	1.8125
1PW-PWR18M30-XX	1 1/8	1.1314 1.1344	1.8779 1.8799	1.875 1.877	0.0009 0.0049	1.1250 1.1230	0.0015 0.0106	1.6260 1.6290	0.3750	2.0625
1PW-PWR20M32-XX	1 1/4	1.2564 1.2594	2.0029 2.0049	2.000 2.002	0.0009 0.0049	1.2500 1.2480	0.0015 0.0105	1.7510 1.7540	0.3750	2.3125
1PW-PWR22M34-XX	1 3/8	1.3816 1.3856	2.1280 2.1300	2.125 2.127	0.0010 0.0049	1.3750 1.3730	0.0017 0.0116	1.8760 1.8790	0.3750	2.5625
1PW-PWR24M36-XX	1 1/2	1.5067 1.5107	2.2530 2.2550	2.250 2.252	0.0010 0.0050	1.5000 1.4980	0.0017 0.0117	2.0010 2.0040	0.3750	2.8125
1PW-PWR26M38-XX	1 5/8	1.6318 1.6358	2.3781 2.3801	2.375 2.377	0.0011 0.0050	1.6250 1.6230	0.0018 0.0117	2.1260 2.1290	0.3750	3.1250
1PW-PWR28M40-XX	1 3/4	1.7569 1.7609	2.5031 2.5051	2.500 2.502	0.0011 0.0051	1.7500 1.7480	0.0018 0.0118	2.2510 2.2540	0.3750	3.4375
1PW-PWR30M42-XX	1 7/8	1.8820 1.8860	2.6282 2.6302	2.625 2.628	0.0001 0.0051	1.8750 1.8730	0.0019 0.0129	2.3760 2.3790	0.3750	3.4375
1PW-PWR32M44-XX	2	2.0071 2.0111	2.7542 2.7562	2.750 2.753	0.0012 0.0062	2.0000 1.9980	0.0009 0.0119	2.5010 2.5040	0.3750	3.7500
1PW-PWR34M46-XX	2 1/8	2.1333 2.1373	2.8793 2.8813	2.875 2.878	0.0013 0.0063	2.1250 2.1230	0.0021 0.0130	2.6260 2.6290	0.3750	3.7500
1PW-PWR36M48-XX	2 1/4	2.2583 2.2623	3.0043 3.0063	3.000 3.003	0.0013 0.0063	2.2500 2.2480	0.0020 0.0130	2.7510 2.7540	0.3750	4.0000
1PW-PWR38M50-XX	2 3/8	2.3835 2.3875	3.1294 3.1314	3.125 3.128	0.0014 0.0064	2.3750 2.3730	0.0021 0.0131	2.8760 2.8790	0.3750	4.3125
1PW-PWR40M52-XX	2 1/2	2.5086 2.5126	3.2544 3.2564	3.250 3.253	0.0014 0.0064	2.5000 2.4980	0.0022 0.0132	3.0010 3.0040	0.3750	4.6250
1PW-PWR44M56-XX	2 3/4	2.7588 2.7628	3.5045 3.5065	3.500 3.503	0.0015 0.0065	2.7500 2.7470	0.0023 0.0143	3.2510 3.2540	0.3750	5.2500
1PW-PWR48M60-XX	3	3.0090 3.0130	3.7546 3.7566	3.750 3.753	0.0016 0.0066	3.0000 2.9970	0.0024 0.0144	3.5010 3.5040	0.3750	5.9375
1PW-PWR52M64-XX	3 1/4	3.2592 3.2632	4.0047 4.0067	4.000 4.003	0.0017 0.0067	3.2500 3.2470	0.0025 0.0145	3.7510 3.7540	0.3750	6.6875
1PW-PWR56M68-XX	3 1/2	3.5095 3.5135	4.2548 4.2568	4.250 4.253	0.0018 0.0068	3.5000 3.4970	0.0027 0.0147	4.0010 4.0040	0.3750	6.9375
1PW-PWR60M76-XX	3 3/4	3.7597 3.7637	4.7549 4.7569	4.750 4.753	0.0019 0.0069	3.7500 3.7470	0.0028 0.0148	4.5001 4.5031	0.3750	7.4375
1PW-PWR64M78-XX	4	4.0099 4.0139	4.8800 4.8820	4.875 4.878	0.0020 0.0070	4.0000 3.9970	0.0029 0.0149	4.6260 4.6290	0.3750	8.1250
1PW-PWR68M82-XX	4 1/4	4.2601 4.2641	5.1301 5.1321	5.125 5.128	0.0021 0.0071	4.2500 4.2470	0.0030 0.0150	4.8760 4.8790	0.3750	8.8750
1PW-PWR72M86-XX	4 1/2	4.5104 4.5144	5.3802 5.3822	5.375 5.378	0.0022 0.0072	4.5000 4.4970	0.0032 0.0152	5.1260 5.1290	0.3750	9.6250
1PW-PWR76M90-XX	4 3/4	4.7606 4.7646	5.6303 5.6323	5.625 5.628	0.0023 0.0073	4.7500 4.7470	0.0033 0.0153	5.3760 5.3790	0.3750	10.3750
1PW-PWR80M94-XX	5	5.0108 5.0148	5.8804 5.8824	5.875 5.878	0.0024 0.0074	5.0000 4.9970	0.0034 0.0154	5.6260 5.6290	0.3750	11.1875

DOUBLE SEAL

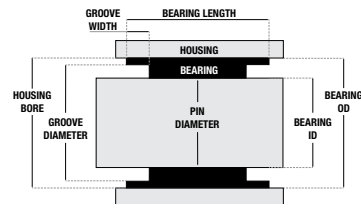
Example: PWR16M26-20-2MC (MRP Series Lined Bearing: 1.00" ID x 1.625" OD x 1.25" Long
(with two polyurethane press-in wiper seals)



BEARING PART NUMBER	NOMINAL ID	ID	OD	BORE DIAMETER	PRESS FIT	PIN DIAMETER	RUNNING CLEARANCE	GROOVE DIAMETER	GROOVE WIDTH (+/-0.010)	MAXIMUM BEARING LENGTH - 2 SEALS (+/-0.010)
2PW-PWR08M18-XX	1/2	0.5058 0.5088	1.1276 1.1296	1.125 1.127	0.0006 0.0046	0.5000 0.4980	0.0012 0.0103	1.0010 1.0040	0.3125	0.7500
2PW-PWR10M20-XX	5/8	0.6309 0.6339	1.2526 1.2546	1.250 1.252	0.0006 0.0046	0.6250 0.6230	0.0013 0.0103	1.1260 1.1290	0.3125	0.9375
2PW-PWR12M22-XX	3/4	0.7560 0.7590	1.3777 1.3797	1.375 1.377	0.0007 0.0047	0.7500 0.7480	0.0013 0.0104	1.2510 1.2540	0.3750	1.0000
2PW-PWR14M24-XX	7/8	0.8811 0.8841	1.5027 1.5047	1.500 1.502	0.0007 0.0047	0.8750 0.8730	0.0014 0.0104	1.3760 1.3790	0.3750	1.1250
2PW-PWR16M26-XX	1	1.0062 1.0092	1.6278 1.6298	1.625 1.627	0.0008 0.0048	1.0000 0.9980	0.0014 0.0105	1.5010 1.5040	0.3750	1.2500
2PW-PWR18M28-XX	1 1/8	1.1314 1.1344	1.7528 1.7548	1.750 1.752	0.0008 0.0048	1.1250 1.1230	0.0016 0.0106	1.6260 1.6290	0.3750	1.3750
2PW-PWR20M30-XX	1 1/4	1.2564 1.2594	1.8779 1.8799	1.875 1.877	0.0009 0.0049	1.2500 1.2480	0.0015 0.0106	1.7510 1.7540	0.3750	1.5625
2PW-PWR22M32-XX	1 3/8	1.3816 1.3856	2.0029 2.0049	2.000 2.002	0.0009 0.0049	1.3750 1.3730	0.0017 0.0117	1.8760 1.8790	0.3750	1.6875
2PW-PWR24M34-XX	1 1/2	1.5067 1.5107	2.1280 2.1300	2.125 2.127	0.0010 0.0049	1.5000 1.4980	0.0018 0.0117	2.0010 2.0040	0.3750	1.8125
2PW-PWR26M36-XX	1 5/8	1.6318 1.6358	2.2530 2.2550	2.250 2.252	0.0010 0.0050	1.6250 1.6230	0.0018 0.0118	2.1260 2.1290	0.3750	2.0000
2PW-PWR28M38-XX	1 3/4	1.7569 1.7609	2.3781 2.3801	2.375 2.377	0.0011 0.0050	1.7500 1.7480	0.0019 0.0118	2.2510 2.2540	0.3750	2.1875
2PW-PWR30M40-XX	1 7/8	1.8820 1.8860	2.5031 2.5051	2.500 2.502	0.0011 0.0051	1.8750 1.8730	0.0019 0.0119	2.3760 2.3790	0.3750	2.1875
2PW-PWR32M42-XX	2	2.0071 2.0111	2.6292 2.6312	2.625 2.628	0.0011 0.0061	2.0000 1.9980	0.0010 0.0119	2.5010 2.5040	0.3750	2.3750
2PW-PWR34M44-XX	2 1/8	2.1333 2.1373	2.7542 2.7562	2.750 2.753	0.0012 0.0062	2.1250 2.1230	0.0021 0.0131	2.6260 2.6290	0.3750	2.3750
2PW-PWR36M46-XX	2 1/4	2.2583 2.2623	2.8793 2.8813	2.875 2.878	0.0013 0.0063	2.2500 2.2480	0.0021 0.0130	2.7510 2.7540	0.3750	2.5625
2PW-PWR38M48-XX	2 3/8	2.3835 2.3875	3.0043 3.0063	3.000 3.003	0.0013 0.0063	2.3750 2.3730	0.0022 0.0132	2.8760 2.8790	0.3750	2.7500
2PW-PWR40M50-XX	2 1/2	2.5086 2.5126	3.1294 3.1314	3.125 3.128	0.0014 0.0064	2.5000 2.4980	0.0022 0.0132	3.0010 3.0040	0.3750	2.9375
2PW-PWR44M54-XX	2 3/4	2.7588 2.7628	3.3795 3.3815	3.375 3.378	0.0015 0.0065	2.7500 2.7470	0.0023 0.0143	3.2510 3.2540	0.3750	3.3125
2PW-PWR48M58-XX	3	3.0090 3.0130	3.6296 3.6316	3.625 3.628	0.0016 0.0066	3.0000 2.9970	0.0024 0.0144	3.5010 3.5040	0.3750	3.6875
2PW-PWR52M62-XX	3 1/4	3.2592 3.2632	3.8797 3.8817	3.875 3.878	0.0017 0.0067	3.2500 3.2470	0.0025 0.0145	3.7510 3.7540	0.3750	4.1250
2PW-PWR56M66-XX	3 1/2	3.5095 3.5135	4.1298 4.1318	4.125 4.128	0.0018 0.0068	3.5000 3.4970	0.0027 0.0147	4.0010 4.0040	0.3750	4.1250
2PW-PWR60M74-XX	3 3/4	3.7597 3.7637	4.6299 4.6319	4.625 4.628	0.0019 0.0069	3.7500 3.7470	0.0029 0.0149	4.5001 4.5031	0.3750	4.5625
2PW-PWR64M76-XX	4	4.0099 4.0139	4.7550 4.7570	4.750 4.753	0.0019 0.0069	4.0000 3.9970	0.0030 0.0149	4.6260 4.6290	0.3750	4.8750
2PW-PWR68M80-XX	4 1/4	4.2601 4.2641	5.0051 5.0071	5.000 5.003	0.0021 0.0071	4.2500 4.2470	0.0031 0.0150	4.8760 4.8790	0.3750	5.3125
2PW-PWR72M84-XX	4 1/2	4.5104 4.5144	5.2552 5.2572	5.250 5.253	0.0022 0.0072	4.5000 4.4970	0.0032 0.0153	5.1260 5.1290	0.3750	5.7500
2PW-PWR76M88-XX	4 3/4	4.7606 4.7646	5.5053 5.5073	5.500 5.503	0.0023 0.0072	4.7500 4.7470	0.0034 0.0153	5.3760 5.3790	0.3750	6.1875
2PW-PWR80M92-XX	5	5.0108 5.0148	5.7554 5.7574	5.750 5.753	0.0023 0.0073	5.0000 4.9970	0.0034 0.0155	5.6260 5.6290	0.3750	6.6875

DOUBLE SEAL

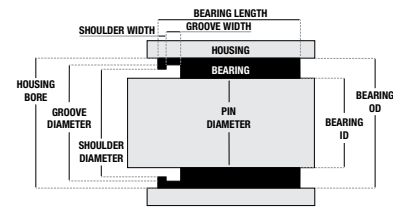
Example: PWR20M32-24-2MC (MRP Series Lined Bearing: 1.25" ID x 2.00" OD x 1.50" Long
(with two polyurethane press-in wiper seals)



BEARING PART NUMBER	NOMINAL ID	ID	OD	BORE DIAMETER	PRESS FIT	PIN DIAMETER	RUNNING CLEARANCE	GROOVE DIAMETER	GROOVE WIDTH (+/-0.010)	MAXIMUM BEARING LENGTH - 2 SEALS (+/-0.010)
2PW-PWR08M20-XX	1/2	0.5058 0.5088	1.2526 1.2546	1.250 1.252	0.0006 0.0046	0.5000 0.4980	0.0012 0.0102	1.0010 1.0040	0.3125	1.1875
2PW-PWR10M22-XX	5/8	0.6309 0.6339	1.3777 1.3797	1.375 1.377	0.0007 0.0047	0.6250 0.6230	0.0012 0.0103	1.1260 1.1290	0.3125	1.3750
2PW-PWR12M24-XX	3/4	0.7560 0.7590	1.5027 1.5047	1.500 1.502	0.0007 0.0047	0.7500 0.7480	0.0013 0.0103	1.2510 1.2540	0.3750	1.6250
2PW-PWR14M26-XX	7/8	0.8811 0.8841	1.6278 1.6298	1.625 1.627	0.0008 0.0048	0.8750 0.8730	0.0013 0.0104	1.3760 1.3790	0.3750	1.8125
2PW-PWR16M28-XX	1	1.0062 1.0092	1.7528 1.7548	1.750 1.752	0.0008 0.0048	1.0000 0.9980	0.0014 0.0104	1.5010 1.5040	0.3750	2.0000
2PW-PWR18M30-XX	1 1/8	1.1314 1.1344	1.8779 1.8799	1.875 1.877	0.0009 0.0049	1.1250 1.1230	0.0015 0.0106	1.6260 1.6290	0.3750	2.2500
2PW-PWR20M32-XX	1 1/4	1.2564 1.2594	2.0029 2.0049	2.000 2.002	0.0009 0.0049	1.2500 1.2480	0.0015 0.0105	1.7510 1.7540	0.3750	2.5000
2PW-PWR22M34-XX	1 3/8	1.3816 1.3856	2.1280 2.1300	2.125 2.127	0.0010 0.0049	1.3750 1.3730	0.0017 0.0116	1.8760 1.8790	0.3750	2.7500
2PW-PWR24M36-XX	1 1/2	1.5067 1.5107	2.2530 2.2550	2.250 2.252	0.0010 0.0050	1.5000 1.4980	0.0017 0.0117	2.0010 2.0040	0.3750	3.0000
2PW-PWR26M38-XX	1 5/8	1.6318 1.6358	2.3781 2.3801	2.375 2.377	0.0011 0.0050	1.6250 1.6230	0.0018 0.0117	2.1260 2.1290	0.3750	3.3125
2PW-PWR28M40-XX	1 3/4	1.7569 1.7609	2.5031 2.5051	2.500 2.502	0.0011 0.0051	1.7500 1.7480	0.0018 0.0118	2.2510 2.2540	0.3750	3.6250
2PW-PWR30M42-XX	1 7/8	1.8820 1.8860	2.6282 2.6302	2.625 2.628	0.0001 0.0051	1.8750 1.8730	0.0019 0.0129	2.3760 2.3790	0.3750	3.6250
2PW-PWR32M44-XX	2	2.0071 2.0111	2.7542 2.7562	2.750 2.753	0.0012 0.0062	2.0000 1.9980	0.0009 0.0119	2.5010 2.5040	0.3750	3.9375
2PW-PWR34M46-XX	2 1/8	2.1333 2.1373	2.8793 2.8813	2.875 2.878	0.0013 0.0063	2.1250 2.1230	0.0021 0.0130	2.6260 2.6290	0.3750	3.9375
2PW-PWR36M48-XX	2 1/4	2.2583 2.2623	3.0043 3.0063	3.000 3.003	0.0013 0.0063	2.2500 2.2480	0.0020 0.0130	2.7510 2.7540	0.3750	4.1875
2PW-PWR38M50-XX	2 3/8	2.3835 2.3875	3.1294 3.1314	3.125 3.128	0.0014 0.0064	2.3750 2.3730	0.0021 0.0131	2.8760 2.8790	0.3750	4.5000
2PW-PWR40M52-XX	2 1/2	2.5086 2.5126	3.2544 3.2564	3.250 3.253	0.0014 0.0064	2.5000 2.4980	0.0022 0.0132	3.0010 3.0040	0.3750	4.8125
2PW-PWR44M56-XX	2 3/4	2.7588 2.7628	3.5045 3.5065	3.500 3.503	0.0015 0.0065	2.7500 2.7470	0.0023 0.0143	3.2510 3.2540	0.3750	5.4375
2PW-PWR48M60-XX	3	3.0090 3.0130	3.7546 3.7566	3.750 3.753	0.0016 0.0066	3.0000 2.9970	0.0024 0.0144	3.5010 3.5040	0.3750	6.1250
2PW-PWR52M64-XX	3 1/4	3.2592 3.2632	4.0047 4.0067	4.000 4.003	0.0017 0.0067	3.2500 3.2470	0.0025 0.0145	3.7510 3.7540	0.3750	6.8750
2PW-PWR56M68-XX	3 1/2	3.5095 3.5135	4.2548 4.2568	4.250 4.253	0.0018 0.0068	3.5000 3.4970	0.0027 0.0147	4.0010 4.0040	0.3750	7.1250
2PW-PWR60M76-XX	3 3/4	3.7597 3.7637	4.7549 4.7569	4.750 4.753	0.0019 0.0069	3.7500 3.7470	0.0028 0.0148	4.5001 4.5031	0.3750	7.6250
2PW-PWR64M78-XX	4	4.0099 4.0139	4.8800 4.8820	4.875 4.878	0.0020 0.0070	4.0000 3.9970	0.0029 0.0149	4.6260 4.6290	0.3750	8.3125
2PW-PWR68M82-XX	4 1/4	4.2601 4.2641	5.1301 5.1321	5.125 5.128	0.0021 0.0071	4.2500 4.2470	0.0030 0.0150	4.8760 4.8790	0.3750	9.0625
2PW-PWR72M86-XX	4 1/2	4.5104 4.5144	5.3802 5.3822	5.375 5.378	0.0022 0.0072	4.5000 4.4970	0.0032 0.0152	5.1260 5.1290	0.3750	9.8125
2PW-PWR76M90-XX	4 3/4	4.7606 4.7646	5.6303 5.6323	5.625 5.628	0.0023 0.0073	4.7500 4.7470	0.0033 0.0153	5.3760 5.3790	0.3750	10.5625
2PW-PWR80M94-XX	5	5.0108 5.0148	5.8804 5.8824	5.875 5.878	0.0024 0.0074	5.0000 4.9970	0.0034 0.0154	5.6260 5.6290	0.3750	11.3750

SINGLE SEAL WITH SHOULDER

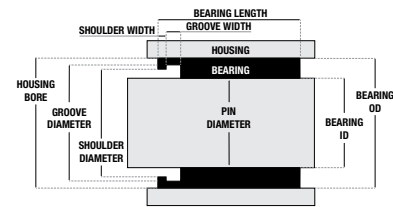
Example: 1SW-PWR16M24-12 (MRP Series Lined Bearing: 1.00" ID x 1.50" OD x 0.75" Long
(with a polyurethane snap-in wiper seal)



BEARING PART NUMBER	NOMINAL ID	ID	OD	BORE DIAMETER	PRESS FIT	PIN DIAMETER	RUNNING CLEARANCE	GROOVE DIAMETER	GROOVE WIDTH (+/-0.010)	SHOULDER DIAMETER (+/-0.010)	SHOULDER WIDTH (+/-0.010)	MAXIMUM BEARING LENGTH 1 SEAL (+/-0.010)
1SW-PWR08M14-XX	1/2	0.5058 0.5088	0.8775 0.8795	0.875 0.877	0.0005 0.0045	0.5000 0.4980	0.0013 0.0103	0.7495 0.7545	0.1240 0.1280	0.6600	0.1000	0.5625
1SW-PWR10M16-XX	5/8	0.6309 0.6339	1.0026 1.0046	1.000 1.002	0.0006 0.0046	0.6250 0.6230	0.0013 0.0103	0.8746 0.8796	0.1240 0.1280	0.7850	0.1000	0.6875
1SW-PWR12M20-XX	3/4	0.7560 0.7590	1.2526 1.2546	1.250 1.252	0.0006 0.0046	0.7500 0.7480	0.0014 0.0104	1.1246 1.1296	0.1870 0.1910	0.9950	0.1250	0.8125
1SW-PWR14M22-XX	7/8	0.8811 0.8841	1.3777 1.3797	1.375 1.377	0.0007 0.0047	0.8750 0.8730	0.0014 0.0104	1.2497 1.2547	0.1870 0.1910	1.1200	0.1250	0.9375
1SW-PWR16M24-XX	1	1.0062 1.0092	1.5027 1.5047	1.500 1.502	0.0007 0.0047	1.0000 0.9980	0.0015 0.0105	1.3747 1.3797	0.1870 0.1910	1.2450	0.1250	1.1250
1SW-PWR18M26-XX	1 1/8	1.1314 1.1344	1.6278 1.6298	1.625 1.627	0.0008 0.0048	1.1250 1.1230	0.0016 0.0106	1.4998 1.5048	0.1870 0.1910	1.3700	0.1250	1.2500
1SW-PWR20M28-XX	1 1/4	1.2564 1.2594	1.7528 1.7548	1.750 1.752	0.0008 0.0048	1.2500 1.2480	0.0016 0.0106	1.6248 1.6298	0.1870 0.1910	1.4950	0.1250	1.4375
1SW-PWR22M30-XX	1 3/8	1.3816 1.3856	1.8779 1.8799	1.875 1.877	0.0009 0.0049	1.3750 1.3730	0.0017 0.0117	1.7499 1.7549	0.1870 0.1910	1.6200	0.1250	1.5625
1SW-PWR24M32-XX	1 1/2	1.5067 1.5107	2.0029 2.0049	2.000 2.002	0.0009 0.0049	1.5000 1.4980	0.0018 0.0118	1.8749 1.8799	0.1870 0.1910	1.7450	0.1250	1.8125
1SW-PWR26M34-XX	1 5/8	1.6318 1.6358	2.1280 2.1300	2.125 2.127	0.0010 0.0050	1.6250 1.6230	0.0018 0.0118	2.0000 2.0050	0.1870 0.1910	1.8700	0.1250	2.0000
1SW-PWR28M36-XX	1 3/4	1.7569 1.7609	2.2530 2.2550	2.250 2.252	0.0010 0.0050	1.7500 1.7480	0.0019 0.0119	2.1250 2.1300	0.1870 0.1910	1.9950	0.1250	2.0000
1SW-PWR30M38-XX	1 7/8	1.8820 1.8860	2.3781 2.3801	2.375 2.377	0.0011 0.0051	1.8750 1.8730	0.0019 0.0119	2.2501 2.2551	0.1870 0.1910	2.1200	0.1250	2.1875
1SW-PWR32M42-XX	2	2.0071 2.0111	2.6292 2.6312	2.625 2.628	0.0012 0.0062	2.0000 1.9980	0.0009 0.0119	2.5001 2.5051	0.2490 0.2530	2.3270	0.1875	2.1875
1SW-PWR34M44-XX	2 1/8	2.1333 2.1373	2.7542 2.7562	2.750 2.753	0.0012 0.0062	2.1250 2.1230	0.0021 0.0131	2.6257 2.6304	0.2490 0.2530	2.4520	0.1875	2.3750
1SW-PWR36M46-XX	2 1/4	2.2583 2.2623	2.8793 2.8813	2.875 2.878	0.0013 0.0063	2.2500 2.2480	0.0020 0.0130	2.7507 2.7555	0.2490 0.2530	2.5770	0.1875	2.3750
1SW-PWR38M48-XX	2 3/8	2.3835 2.3875	3.0043 3.0063	3.000 3.003	0.0013 0.0063	2.3750 2.3730	0.0022 0.0132	2.8758 2.8805	0.2490 0.2530	2.7020	0.1875	2.5625
1SW-PWR40M50-XX	2 1/2	2.5086 2.5126	3.1294 3.1314	3.125 3.128	0.0014 0.0064	2.5000 2.4980	0.0022 0.0132	3.0008 3.0056	0.2490 0.2530	2.8270	0.1875	2.6875
1SW-PWR44M54-XX	2 3/4	2.7588 2.7628	3.3795 3.3815	3.375 3.378	0.0015 0.0065	2.7500 2.7470	0.0023 0.0143	3.2509 3.2557	0.2490 0.2530	3.0770	0.1875	3.0625
1SW-PWR48M58-XX	3	3.0090 3.0130	3.6296 3.6316	3.625 3.628	0.0016 0.0066	3.0000 2.9970	0.0024 0.0144	3.5010 3.5058	0.2490 0.2530	3.3270	0.1875	3.5000
1SW-PWR52M62-XX	3 1/4	3.2592 3.2632	3.8797 3.8817	3.875 3.878	0.0017 0.0067	3.2500 3.2470	0.0025 0.0145	3.7511 3.7559	0.2490 0.2530	3.5770	0.1875	3.8750
1SW-PWR56M66-XX	3 1/2	3.5095 3.5135	4.1298 4.1318	4.125 4.128	0.0018 0.0068	3.5000 3.4970	0.0027 0.0147	4.0012 4.0060	0.2490 0.2530	3.8270	0.1875	4.3125
1SW-PWR60M70-XX	3 3/4	3.7597 3.7637	4.3799 4.3819	4.375 4.378	0.0019 0.0069	3.7500 3.7470	0.0028 0.0148	4.2513 4.2561	0.2490 0.2530	4.0770	0.1875	4.7500
1SW-PWR64M74-XX	4	4.0099 4.0139	4.6300 4.6320	4.625 4.628	0.0020 0.0070	4.0000 3.9970	0.0029 0.0149	4.5014 4.5062	0.2490 0.2530	4.3270	0.1875	5.0000
1SW-PWR68M78-XX	4 1/4	4.2601 4.2641	4.8801 4.8821	4.875 4.878	0.0021 0.0071	4.2500 4.2470	0.0030 0.0150	4.7515 4.7563	0.2490 0.2530	4.5770	0.1875	5.2500
1SW-PWR72M86-XX	4 1/2	4.5104 4.5144	5.3802 5.3822	5.375 5.378	0.0022 0.0072	4.5000 4.4970	0.0032 0.0152	5.2516 5.2564	0.3740 0.3780	4.9930	0.2500	5.3750
1SW-PWR76M90-XX	4 3/4	4.7606 4.7646	5.6303 5.6323	5.625 5.628	0.0023 0.0073	4.7500 4.7470	0.0033 0.0153	5.5017 5.5065	0.3740 0.3780	5.2430	0.2500	5.7500
1SW-PWR80M94-XX	5	5.0108 5.0148	5.8804 5.8824	5.875 5.878	0.0024 0.0074	5.0000 4.9970	0.0034 0.0154	5.7518 5.7566	0.3740 0.3780	5.4930	0.2500	5.8125

SINGLE SEAL WITH SHOULDER

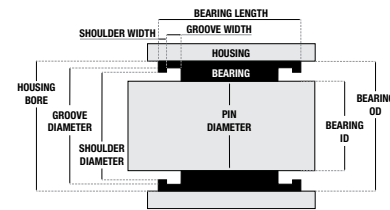
Example: 1SW-PWR16M26-24 (MRP Series Lined Bearing: 1.00" ID x 1.625" OD x 1.50" Long
(with a polyurethane snap-in wiper seal)



BEARING PART NUMBER	NOMINAL ID	ID	OD	BORE DIAMETER	PRESS FIT	PIN DIAMETER	RUNNING CLEARANCE	GROOVE DIAMETER	GROOVE WIDTH (+/-0.010)	SHOULDER DIAMETER (+/-0.010)	SHOULDER WIDTH (+/-0.010)	MAXIMUM BEARING LENGTH 1 SEAL (+/-0.010)
1SW-PWR08M16-XX	1/2	0.5058 0.5088	1.0026 1.0046	1.000 1.002	0.0006 0.0046	0.5000 0.4980	0.0012 0.0102	0.7495 0.7545	0.1240 0.1280	0.6600	0.1000	0.9375
1SW-PWR10M18-XX	5/8	0.6309 0.6339	1.1276 1.1296	1.125 1.127	0.0006 0.0046	0.6250 0.6230	0.0013 0.0103	0.8746 0.8796	0.1240 0.1280	0.7850	0.1000	1.1250
1SW-PWR12M22-XX	3/4	0.7560 0.7590	1.3777 1.3797	1.375 1.377	0.0007 0.0047	0.7500 0.7480	0.0013 0.0103	1.1246 1.1296	0.1870 0.1910	0.9950	0.1250	1.3750
1SW-PWR14M24-XX	7/8	0.8811 0.8841	1.5027 1.5047	1.500 1.502	0.0007 0.0047	0.8750 0.8730	0.0014 0.0104	1.2497 1.2547	0.1870 0.1910	1.1200	0.1250	1.6250
1SW-PWR16M26-XX	1	1.0062 1.0092	1.6278 1.6298	1.625 1.627	0.0008 0.0048	1.0000 0.9980	0.0014 0.0104	1.3747 1.3797	0.1870 0.1910	1.2450	0.1250	1.8750
1SW-PWR18M28-XX	1 1/8	1.1314 1.1344	1.7528 1.7548	1.750 1.752	0.0008 0.0048	1.1250 1.1230	0.0016 0.0106	1.4998 1.5048	0.1870 0.1910	1.3700	0.1250	2.1250
1SW-PWR20M30-XX	1 1/4	1.2564 1.2594	1.8779 1.8799	1.875 1.877	0.0009 0.0049	1.2500 1.2480	0.0015 0.0105	1.6248 1.6298	0.1870 0.1910	1.4950	0.1250	2.3750
1SW-PWR22M32-XX	1 3/8	1.3816 1.3856	2.0029 2.0049	2.000 2.002	0.0009 0.0049	1.3750 1.3730	0.0017 0.0117	1.7499 1.7549	0.1870 0.1910	1.6200	0.1250	2.6875
1SW-PWR24M34-XX	1 1/2	1.5067 1.5107	2.1280 2.1300	2.125 2.127	0.0010 0.0050	1.5000 1.4980	0.0017 0.0117	1.8749 1.8799	0.1870 0.1910	1.7450	0.1250	3.0000
1SW-PWR26M36-XX	1 5/8	1.6318 1.6358	2.2530 2.2550	2.250 2.252	0.0010 0.0050	1.6250 1.6230	0.0018 0.0118	2.0000 2.0050	0.1870 0.1910	1.8700	0.1250	3.3125
1SW-PWR28M38-XX	1 3/4	1.7569 1.7609	2.3781 2.3801	2.375 2.377	0.0011 0.0051	1.7500 1.7480	0.0018 0.0118	2.1250 2.1300	0.1870 0.1910	1.9950	0.1250	3.4375
1SW-PWR30M40-XX	1 7/8	1.8820 1.8860	2.5041 2.5061	2.500 2.502	0.0021 0.0061	1.8750 1.8730	0.0009 0.0109	2.2501 2.2551	0.1870 0.1910	2.1200	0.1250	3.4375
1SW-PWR32M44-XX	2	2.0071 2.0111	2.7542 2.7562	2.750 2.753	0.0012 0.0062	2.0000 1.9980	0.0009 0.0119	2.5001 2.5051	0.2490 0.2530	2.3270	0.1875	3.6250
1SW-PWR34M46-XX	2 1/8	2.1333 2.1373	2.8793 2.8813	2.875 2.878	0.0013 0.0063	2.1250 2.1230	0.0020 0.0130	2.6257 2.6304	0.2490 0.2530	2.4520	0.1875	3.6875
1SW-PWR36M48-XX	2 1/4	2.2583 2.2623	3.0043 3.0063	3.000 3.003	0.0013 0.0063	2.2500 2.2480	0.0020 0.0130	2.7507 2.7555	0.2490 0.2530	2.5770	0.1875	4.0000
1SW-PWR38M50-XX	2 3/8	2.3835 2.3875	3.1294 3.1314	3.125 3.128	0.0014 0.0064	2.3750 2.3730	0.0021 0.0131	2.8758 2.8805	0.2490 0.2530	2.7020	0.1875	4.3125
1SW-PWR40M52-XX	2 1/2	2.5086 2.5126	3.2544 3.2564	3.250 3.253	0.0014 0.0064	2.5000 2.4980	0.0022 0.0132	3.0008 3.0056	0.2490 0.2530	2.8270	0.1875	4.6250
1SW-PWR44M56-XX	2 3/4	2.7588 2.7628	3.5045 3.5065	3.500 3.503	0.0015 0.0065	2.7500 2.7470	0.0023 0.0143	3.2509 3.2557	0.2490 0.2530	3.0770	0.1875	5.2500
1SW-PWR48M60-XX	3	3.0090 3.0130	3.7546 3.7566	3.750 3.753	0.0016 0.0066	3.0000 2.9970	0.0024 0.0144	3.5010 3.5058	0.2490 0.2530	3.3270	0.1875	5.9375
1SW-PWR52M64-XX	3 1/4	3.2592 3.2632	4.0047 4.0067	4.000 4.003	0.0017 0.0067	3.2500 3.2470	0.0025 0.0145	3.7511 3.7559	0.2490 0.2530	3.5770	0.1875	6.6875
1SW-PWR56M68-XX	3 1/2	3.5095 3.5135	4.2548 4.2568	4.250 4.253	0.0018 0.0068	3.5000 3.4970	0.0027 0.0147	4.0012 4.0060	0.2490 0.2530	3.8270	0.1875	7.3750
1SW-PWR60M72-XX	3 3/4	3.7597 3.7637	4.5049 4.5069	4.500 4.503	0.0019 0.0069	3.7500 3.7470	0.0028 0.0148	4.2513 4.2561	0.2490 0.2530	4.0770	0.1875	8.1875
1SW-PWR64M76-XX	4	4.0099 4.0139	4.7550 4.7570	4.750 4.753	0.0020 0.0070	4.0000 3.9970	0.0029 0.0149	4.5014 4.5062	0.2490 0.2530	4.3270	0.1875	8.7500
1SW-PWR68M80-XX	4 1/4	4.2601 4.2641	5.0051 5.0071	5.000 5.003	0.0021 0.0071	4.2500 4.2470	0.0030 0.0150	4.7515 4.7563	0.2490 0.2530	4.5770	0.1875	8.9375
1SW-PWR72M88-XX	4 1/2	4.5104 4.5144	5.5053 5.5073	5.500 5.503	0.0023 0.0073	4.5000 4.4970	0.0031 0.0151	5.2516 5.2564	0.3740 0.3780	4.9930	0.2500	9.4375
1SW-PWR76M92-XX	4 3/4	4.7606 4.7646	5.7554 5.7574	5.750 5.753	0.0024 0.0074	4.7500 4.7470	0.0032 0.0152	5.5017 5.5065	0.3740 0.3780	5.2430	0.2500	9.7500
1SW-PWR80M96-XX	5	5.0108 5.0148	6.0055 6.0075	6.000 6.003	0.0025 0.0075	5.0000 4.9970	0.0033 0.0153	5.7518 5.7566	0.3740 0.3780	5.4930	0.2500	10.1250

DOUBLE SEAL WITH SHOULDERS

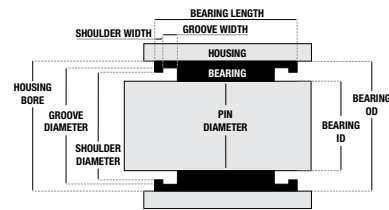
Example: 2SW-PWR20M28-24 (MRP Series Lined Bearing: 1.25" ID x 1.75" OD x 1.5" Long
(with two polyurethane snap-in wiper seals)



BEARING PART NUMBER	NOMINAL ID	ID	OD	BORE DIAMETER	PRESS FIT	PIN DIAMETER	RUNNING CLEARANCE	GROOVE DIAMETER	GROOVE WIDTH (+/-0.010)	SHOULDER DIAMETER (+/-0.010)	SHOULDER WIDTH (+/-0.010)	MAXIMUM BEARING LENGTH 2 SEALS (+/-0.010)
2SW-PWR08M14-XX	1/2	0.5058 0.5088	0.8775 0.8795	0.875 0.877	0.0005 0.0045	0.5000 0.4980	0.0013 0.0103	0.7495 0.7545	0.1240 0.1280	0.6600	0.1000	0.6875
2SW-PWR10M16-XX	5/8	0.6309 0.6339	1.0026 1.0046	1.000 1.002	0.0006 0.0046	0.6250 0.6230	0.0013 0.0103	0.8746 0.8796	0.1240 0.1280	0.7850	0.1000	0.8125
2SW-PWR12M20-XX	3/4	0.7560 0.7590	1.2526 1.2546	1.250 1.252	0.0006 0.0046	0.7500 0.7480	0.0014 0.0104	1.1246 1.1296	0.1870 0.1910	0.9950	0.1250	1.0000
2SW-PWR14M22-XX	7/8	0.8811 0.8841	1.3777 1.3797	1.375 1.377	0.0007 0.0047	0.8750 0.8730	0.0014 0.0104	1.2497 1.2547	0.1870 0.1910	1.1200	0.1250	1.1250
2SW-PWR16M24-XX	1	1.0062 1.0092	1.5027 1.5047	1.500 1.502	0.0007 0.0047	1.0000 0.9980	0.0015 0.0105	1.3747 1.3797	0.1870 0.1910	1.2450	0.1250	1.2500
2SW-PWR18M26-XX	1 1/8	1.1314 1.1344	1.6278 1.6298	1.625 1.627	0.0008 0.0048	1.1250 1.1230	0.0016 0.0106	1.4998 1.5048	0.1870 0.1910	1.3700	0.1250	1.4375
2SW-PWR20M28-XX	1 1/4	1.2564 1.2594	1.7528 1.7548	1.750 1.752	0.0008 0.0048	1.2500 1.2480	0.0016 0.0106	1.6248 1.6298	0.1870 0.1910	1.4950	0.1250	1.5625
2SW-PWR22M30-XX	1 3/8	1.3816 1.3856	1.8779 1.8799	1.875 1.877	0.0009 0.0049	1.3750 1.3730	0.0017 0.0117	1.7499 1.7549	0.1870 0.1910	1.6200	0.1250	1.7500
2SW-PWR24M32-XX	1 1/2	1.5067 1.5107	2.0029 2.0049	2.000 2.002	0.0009 0.0049	1.5000 1.4980	0.0018 0.0118	1.8749 1.8799	0.1870 0.1910	1.7450	0.1250	1.9375
2SW-PWR26M34-XX	1 5/8	1.6318 1.6358	2.1280 2.1300	2.125 2.127	0.0010 0.0050	1.6250 1.6230	0.0018 0.0118	2.0000 2.0050	0.1870 0.1910	1.8700	0.1250	2.1250
2SW-PWR28M36-XX	1 3/4	1.7569 1.7609	2.2530 2.2550	2.250 2.252	0.0010 0.0050	1.7500 1.7480	0.0019 0.0119	2.1250 2.1300	0.1870 0.1910	1.9950	0.1250	2.2500
2SW-PWR30M38-XX	1 7/8	1.8820 1.8860	2.3781 2.3801	2.375 2.377	0.0011 0.0051	1.8750 1.8730	0.0019 0.0119	2.2501 2.2551	0.1870 0.1910	2.1200	0.1250	2.3750
2SW-PWR32M42-XX	2	2.0071 2.0111	2.6292 2.6312	2.625 2.628	0.0012 0.0062	2.0000 1.9980	0.0009 0.0119	2.5001 2.5051	0.2490 0.2530	2.3270	0.1875	2.4375
2SW-PWR34M44-XX	2 1/8	2.1333 2.1373	2.7542 2.7562	2.750 2.753	0.0012 0.0062	2.1250 2.1230	0.0021 0.0131	2.6257 2.6304	0.2490 0.2530	2.4520	0.1875	2.5625
2SW-PWR36M46-XX	2 1/4	2.2583 2.2623	2.8793 2.8813	2.875 2.878	0.0013 0.0063	2.2500 2.2480	0.0020 0.0130	2.7507 2.7555	0.2490 0.2530	2.5770	0.1875	2.5625
2SW-PWR38M48-XX	2 3/8	2.3835 2.3875	3.0043 3.0063	3.000 3.003	0.0013 0.0063	2.3750 2.3730	0.0022 0.0132	2.8758 2.8805	0.2490 0.2530	2.7020	0.1875	2.7500
2SW-PWR40M50-XX	2 1/2	2.5086 2.5126	3.1294 3.1314	3.125 3.128	0.0014 0.0064	2.5000 2.4980	0.0022 0.0132	3.0008 3.0056	0.2490 0.2530	2.8270	0.1875	2.9375
2SW-PWR44M54-XX	2 3/4	2.7588 2.7628	3.3795 3.3815	3.375 3.378	0.0015 0.0065	2.7500 2.7470	0.0023 0.0143	3.2509 3.2557	0.2490 0.2530	3.0770	0.1875	3.3125
2SW-PWR48M58-XX	3	3.0090 3.0130	3.6296 3.6316	3.625 3.628	0.0016 0.0066	3.0000 2.9970	0.0024 0.0144	3.5010 3.5058	0.2490 0.2530	3.3270	0.1875	3.6875
2SW-PWR52M62-XX	3 1/4	3.2592 3.2632	3.8797 3.8817	3.875 3.878	0.0017 0.0067	3.2500 3.2470	0.0025 0.0145	3.7511 3.7559	0.2490 0.2530	3.5770	0.1875	4.1250
2SW-PWR56M66-XX	3 1/2	3.5095 3.5135	4.1298 4.1318	4.125 4.128	0.0018 0.0068	3.5000 3.4970	0.0027 0.0147	4.0012 4.0060	0.2490 0.2530	3.8270	0.1875	4.5625
2SW-PWR60M70-XX	3 3/4	3.7597 3.7637	4.3799 4.3819	4.375 4.378	0.0019 0.0069	3.7500 3.7470	0.0028 0.0148	4.2513 4.2561	0.2490 0.2530	4.0770	0.1875	5.0000
2SW-PWR64M74-XX	4	4.0099 4.0139	4.6300 4.6320	4.625 4.628	0.0020 0.0070	4.0000 3.9970	0.0029 0.0149	4.5014 4.5062	0.2490 0.2530	4.3270	0.1875	5.3125
2SW-PWR68M78-XX	4 1/4	4.2601 4.2641	4.8801 4.8821	4.875 4.878	0.0021 0.0071	4.2500 4.2470	0.0030 0.0150	4.7515 4.7563	0.2490 0.2530	4.5770	0.1875	5.4375
2SW-PWR72M86-XX	4 1/2	4.5104 4.5144	5.3802 5.3822	5.375 5.378	0.0022 0.0072	4.5000 4.4970	0.0032 0.0152	5.2516 5.2564	0.3740 0.3780	4.9930	0.2500	5.6875
2SW-PWR76M90-XX	4 3/4	4.7606 4.7646	5.6303 5.6323	5.625 5.628	0.0023 0.0073	4.7500 4.7470	0.0033 0.0153	5.5017 5.5065	0.3740 0.3780	5.2430	0.2500	5.9375
2SW-PWR80M94-XX	5	5.0108 5.0148	5.8804 5.8824	5.875 5.878	0.0024 0.0074	5.0000 4.9970	0.0034 0.0154	5.7518 5.7566	0.3740 0.3780	5.4930	0.2500	6.1250

DOUBLE SEAL WITH SHOULDERS

Example: 2SW-PWR16M26-20 (MRP Series Lined Bearing: 1.00" ID x 1.625" OD x 1.25" Long
(with two polyurethane snap-in wiper seals))



BEARING PART NUMBER	NOMINAL ID	ID	OD	BORE DIAMETER	PRESS FIT	PIN DIAMETER	RUNNING CLEARANCE	GROOVE DIAMETER	GROOVE WIDTH (+/-0.010)	SHOULDER DIAMETER (+/-0.010)	SHOULDER WIDTH (+/-0.010)	MAXIMUM BEARING LENGTH 2 SEALS (+/-0.010)
2SW-PWR08M16-XX	1/2	0.5058 0.5088	1.0026 1.0046	1.000 1.002	0.0006 0.0046	0.5000 0.4980	0.0012 0.0102	0.7495 0.7545	0.1240 0.1280	0.6600	0.1000	1.0000
2SW-PWR10M18-XX	5/8	0.6309 0.6339	1.1276 1.1296	1.125 1.127	0.0006 0.0046	0.6250 0.6230	0.0013 0.0103	0.8746 0.8796	0.1240 0.1280	0.7850	0.1000	1.2500
2SW-PWR12M22-XX	3/4	0.7560 0.7590	1.3777 1.3797	1.375 1.377	0.0007 0.0047	0.7500 0.7480	0.0013 0.0103	1.1246 1.1296	0.1870 0.1910	0.9950	0.1250	1.5625
2SW-PWR14M24-XX	7/8	0.8811 0.8841	1.5027 1.5047	1.500 1.502	0.0007 0.0047	0.8750 0.8730	0.0014 0.0104	1.2497 1.2547	0.1870 0.1910	1.1200	0.1250	1.7500
2SW-PWR16M26-XX	1	1.0062 1.0092	1.6278 1.6298	1.625 1.627	0.0008 0.0048	1.0000 0.9980	0.0014 0.0104	1.3747 1.3797	0.1870 0.1910	1.2450	0.1250	2.0000
2SW-PWR18M28-XX	1 1/8	1.1314 1.1344	1.7528 1.7548	1.750 1.752	0.0008 0.0048	1.1250 1.1230	0.0016 0.0106	1.4998 1.5048	0.1870 0.1910	1.3700	0.1250	2.3125
2SW-PWR20M30-XX	1 1/4	1.2564 1.2594	1.8779 1.8799	1.875 1.877	0.0009 0.0049	1.2500 1.2480	0.0015 0.0105	1.6248 1.6298	0.1870 0.1910	1.4950	0.1250	2.5625
2SW-PWR22M32-XX	1 3/8	1.3816 1.3856	2.0029 2.0049	2.000 2.002	0.0009 0.0049	1.3750 1.3730	0.0017 0.0117	1.7499 1.7549	0.1870 0.1910	1.6200	0.1250	2.8750
2SW-PWR24M34-XX	1 1/2	1.5067 1.5107	2.1280 2.1300	2.125 2.127	0.0010 0.0050	1.5000 1.4980	0.0017 0.0117	1.8749 1.8799	0.1870 0.1910	1.7450	0.1250	3.1250
2SW-PWR26M36-XX	1 5/8	1.6318 1.6358	2.2530 2.2550	2.250 2.252	0.0010 0.0050	1.6250 1.6230	0.0018 0.0118	2.0000 2.0050	0.1870 0.1910	1.8700	0.1250	3.5000
2SW-PWR28M38-XX	1 3/4	1.7569 1.7609	2.3781 2.3801	2.375 2.377	0.0011 0.0051	1.7500 1.7480	0.0018 0.0118	2.1250 2.1300	0.1870 0.1910	1.9950	0.1250	3.5625
2SW-PWR30M40-XX	1 7/8	1.8820 1.8860	2.5041 2.5061	2.500 2.502	0.0021 0.0061	1.8750 1.8730	0.0009 0.0109	2.2501 2.2551	0.1870 0.1910	2.1200	0.1250	3.6875
2SW-PWR32M44-XX	2	2.0071 2.0111	2.7542 2.7562	2.750 2.753	0.0012 0.0062	2.0000 1.9980	0.0009 0.0119	2.5001 2.5051	0.2490 0.2530	2.3270	0.1875	3.8125
2SW-PWR34M46-XX	2 1/8	2.1333 2.1373	2.8793 2.8813	2.875 2.878	0.0013 0.0063	2.1250 2.1230	0.0020 0.0130	2.6257 2.6304	0.2490 0.2530	2.4520	0.1875	3.9375
2SW-PWR36M48-XX	2 1/4	2.2583 2.2623	3.0043 3.0063	3.000 3.003	0.0013 0.0063	2.2500 2.2480	0.0020 0.0130	2.7507 2.7555	0.2490 0.2530	2.5770	0.1875	4.2500
2SW-PWR38M50-XX	2 3/8	2.3835 2.3875	3.1294 3.1314	3.125 3.128	0.0014 0.0064	2.3750 2.3730	0.0021 0.0131	2.8758 2.8805	0.2490 0.2530	2.7020	0.1875	4.5000
2SW-PWR40M52-XX	2 1/2	2.5086 2.5126	3.2544 3.2564	3.250 3.253	0.0014 0.0064	2.5000 2.4980	0.0022 0.0132	3.0008 3.0056	0.2490 0.2530	2.8270	0.1875	4.8750
2SW-PWR44M56-XX	2 3/4	2.7588 2.7628	3.5045 3.5065	3.500 3.503	0.0015 0.0065	2.7500 2.7470	0.0023 0.0143	3.2509 3.2557	0.2490 0.2530	3.0770	0.1875	5.5000
2SW-PWR48M60-XX	3	3.0090 3.0130	3.7546 3.7566	3.750 3.753	0.0016 0.0066	3.0000 2.9970	0.0024 0.0144	3.5010 3.5058	0.2490 0.2530	3.3270	0.1875	6.1875
2SW-PWR52M64-XX	3 1/4	3.2592 3.2632	4.0047 4.0067	4.000 4.003	0.0017 0.0067	3.2500 3.2470	0.0025 0.0145	3.7511 3.7559	0.2490 0.2530	3.5770	0.1875	6.8750
2SW-PWR56M68-XX	3 1/2	3.5095 3.5135	4.2548 4.2568	4.250 4.253	0.0018 0.0068	3.5000 3.4970	0.0027 0.0147	4.0012 4.0060	0.2490 0.2530	3.8270	0.1875	7.6250
2SW-PWR60M72-XX	3 3/4	3.7597 3.7637	4.5049 4.5069	4.500 4.503	0.0019 0.0069	3.7500 3.7470	0.0028 0.0148	4.2513 4.2561	0.2490 0.2530	4.0770	0.1875	8.3750
2SW-PWR64M76-XX	4	4.0099 4.0139	4.7550 4.7570	4.750 4.753	0.0020 0.0070	4.0000 3.9970	0.0029 0.0149	4.5014 4.5062	0.2490 0.2530	4.3270	0.1875	9.0625
2SW-PWR68M80-XX	4 1/4	4.2601 4.2641	5.0051 5.0071	5.000 5.003	0.0021 0.0071	4.2500 4.2470	0.0030 0.0150	4.7515 4.7563	0.2490 0.2530	4.5770	0.1875	9.1875
2SW-PWR72M88-XX	4 1/2	4.5104 4.5144	5.5053 5.5073	5.500 5.503	0.0023 0.0073	4.5000 4.4970	0.0031 0.0151	5.2516 5.2564	0.3740 0.3780	4.9930	0.2500	9.7500
2SW-PWR76M92-XX	4 3/4	4.7606 4.7646	5.7554 5.7574	5.750 5.753	0.0024 0.0074	4.7500 4.7470	0.0032 0.0152	5.5017 5.5065	0.3740 0.3780	5.2430	0.2500	10.0000
2SW-PWR80M96-XX	5	5.0108 5.0148	6.0055 6.0075	6.000 6.003	0.0025 0.0075	5.0000 4.9970	0.0033 0.0153	5.7518 5.7566	0.3740 0.3780	5.4930	0.2500	10.4375



THRUST BEARINGS

Versatile high load, low friction composite bearings.

PolyLube® Glass Tape Thrust Bearings offer maintenance free operation under moderate loads. The recommended maximum design pressure is 7000 psi [483 MPa]. The thrust bearings require no grease or grease flushing, making them the perfect companion for PolyLube journal bearings. Please contact your PolyLube Sales Engineer or Applications Engineer to discuss your specific application conditions and mating components. Other sizes available.

BEARING PART NUMBER	NOMINAL ID	ID	OD	THICKNESS
PWW04F08-3	1/4	0.2640 0.2540	0.4800 0.5000	0.0680 0.0880
PWW06F12-3	3/8	0.3890 0.3790	0.7300 0.7500	0.0680 0.0880
PWW08F16-3	1/2	0.5130 0.5030	0.9800 1.0000	0.0680 0.0880
PWW10F20-3	5/8	0.6380 0.6280	1.2480 1.2500	0.0680 0.0880
PWW12F24-3	3/4	0.7640 0.7540	1.4800 1.5000	0.0680 0.0880
PWW14F28-3	7/8	0.8880 0.8780	1.7300 1.7500	0.0680 0.0880
PWW16F32-3	1	1.0140 1.0040	1.9800 2.0000	0.0680 0.0880
PWW18F34-3	1-1/8	1.1500 1.1300	2.1050 2.1250	0.0680 0.0880
PWW20F36-3	1-1/4	1.2730 1.2530	2.2300 2.2500	0.0680 0.0880
PWW22F40-3	1-3/8	1.3990 1.3790	2.4800 2.5000	0.0680 0.0880
PWW24F42-3	1-1/2	1.5240 1.5040	2.6050 2.6250	0.0680 0.0880
PWW26F44-3	1-5/8	1.6490 1.6290	2.7300 2.7500	0.0680 0.0880
PWW28F46-3	1-3/4	1.7740 1.7540	2.8550 2.8750	0.0680 0.0880
PWW32F52-3	2	2.0240 2.0040	3.2300 3.2500	0.0680 0.0880
PWW36F54-3	2-1/4	2.2730 2.2530	3.3550 3.3750	0.0680 0.0880
PWW40F60-3	2-1/2	2.5240 2.5040	3.7300 3.7500	0.0680 0.0880
PWW44F66-3	2-3/4	2.7740 2.7540	4.1050 4.1250	0.0680 0.0880
PWW48F72-3	3	3.0240 3.0040	4.4800 4.5000	0.0680 0.0880



The high strength fiberglass laminate allows for high compressive loading and excellent resistance to impact.

Polygon PWW Inch Series Thrust Bearings: Dimensions All measurements in inches.



MEDICAL



BEARINGS



CYLINDERS



ELECTRICAL

Innovation Beyond Metals™

103 Industrial Park Dr. | Walkerton, IN 46574 USA | (800) 918-9261 | (574) 586-3145 | polygoncomposites.com